



MUSLIM DRIVERS

Three o'clock, time to pray, no matter what.



HOS GELDİNİZ !

IT IS A BRIDGE

- Geographically
- Historically
- Traditionally
- Culturally



NO DIFFERENT
and
SO DIFFERENT



YEARS OF PASSION FOR PERFECTION



On an off the bike

International Transport Forum data 2007

- Turkey is still in TOP 10 BEST positions
- Road Death per Millions of Population (
 - 10 after Japan, Iceland, Netherlands, Norway, UK Switzerland, Mexico, Sweden and Germany.
- You have more chances to survive on a motorcycle than on any other kind of vehicle

Worldwide Road Fatalities in 2007		
Western Europe	Number of Fatalities	2007/2006%
Austria	691	-5.3
Belgium	1,067	-0.2
Denmark	406	32.7
Finland	380	13.1
France	4,620	-1.9
Germany	4,949	-2.8
Greece	1,578	-4.8
Iceland	15	-51.6
Luxembourg	43	19.4
Malta	12	9.1
Netherlands	791	-2.5
Norway	233	-3.7
Portugal	854	0.5
Spain	3,823	-6.8
Sweden	471	5.8
Switzerland	384	3.8
Turkey	5,004	8.0
United Kingdom	3,059	-7.2
Total	28,380	-1.2


International Transport Forum data

Turkish Institute of Statistic


Yıl	Kullanım amacı	Toplam	Otomobil⁽¹⁾	Minibüs	Otobüs	Kamyonet⁽¹⁾	Kamyon	Motosiklet	Diğer⁽⁴⁾
Year	Use of aim	Total	Car ⁽¹⁾	Minibus	Bus	Small truck ⁽¹⁾	Truck	Motorcycle	Other ⁽⁴⁾
2007	Circulation	11 695 611	6 472 156	372 601	189 128	1 890 459	729 202	2 003 492	(3)38 573
	Özel - Private	10 498 355	6 280 062	210 663	30 956	1 764 441	222 922	1 970 374	18 937
	Ticari - Commercial	1 023 419	144 543	149 613	142 282	98 271	463 721	18 818	6 171
	Resmi - Official	173 837	47 551	12 325	15 890	27 747	42 559	14 300	13 465

T.I.S. Accident 2007 by type of vehicle

Year	Toplam ⁽¹⁾			Otomobil			Otobüs			Minibüs	
	Total ⁽¹⁾			Car			Bus			Minibus	
	A	B		A	B		A	B		A	B
2007	13,022,945	1,395,997		6,472,156	847,270		189,128	56,040		372,601	74,362
		10.72			13.09			29.63			19.96
	Kamyon			Kamyonet			Motosiklet			Diğer ⁽¹⁾	
	Truck			Small truck			Motorcycle			Other ⁽¹⁾	
	A	B		A	B		A	B		A	B ⁽³⁾
2007	729,202	101,532		1,890,459	269,339		2,003,492	37,395		1,365,907	10,059
		13.92			14.25			1.87			0.74











70
KpH



How can I get hurt here?



Risks

**ROAD
USERS**



RISKS

BIKE



ROADS



RIDER











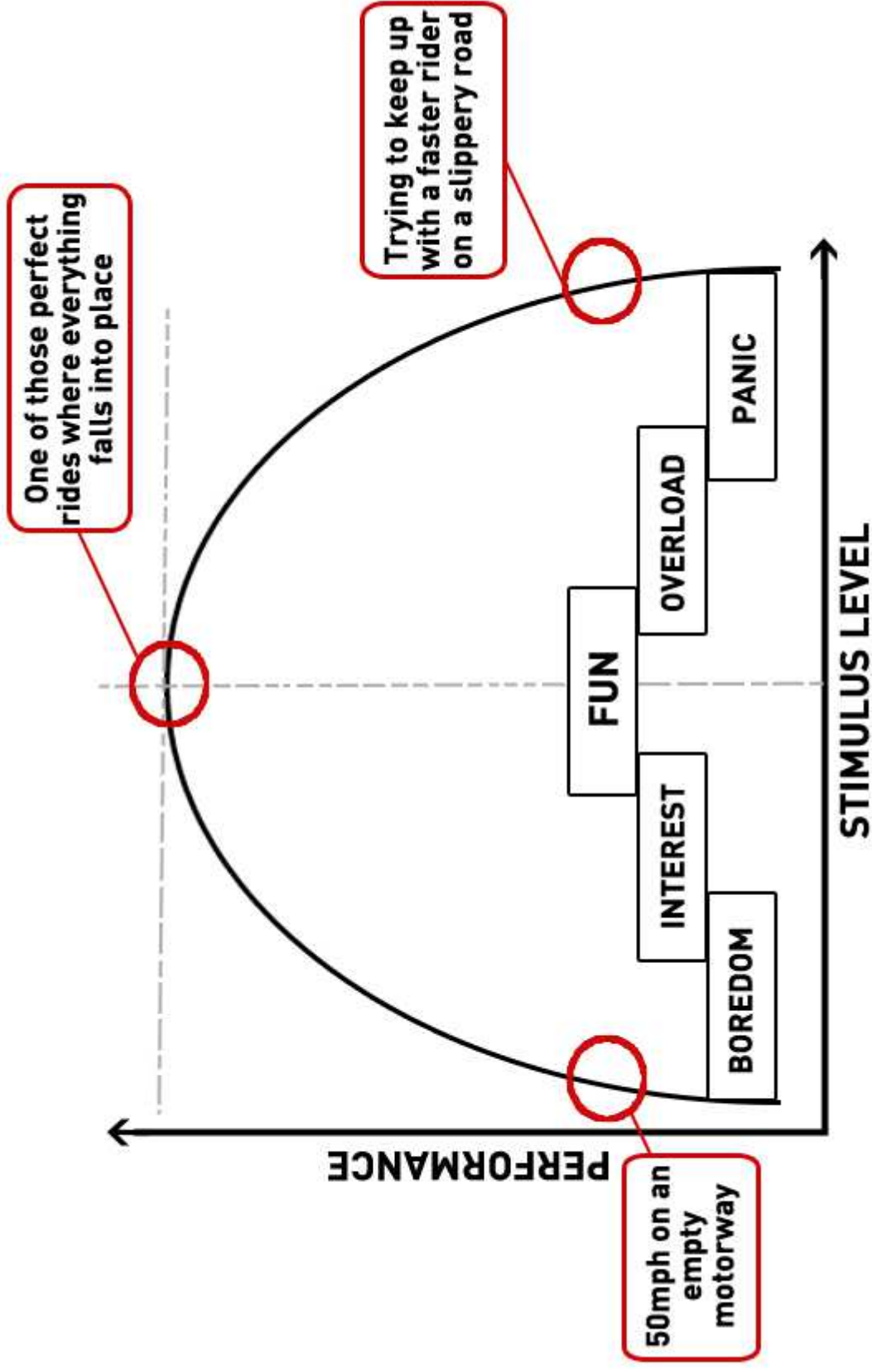




With UEM for Road Fun

- EDUCATION and TRAINING
- RIGHT to RIDE
- INFRASTRUCTURE and RULES
- TOURING and CULTURE
- RALLY and DISCOVERY
- RETURN to COMMUNITY ACTIVITIES
- WELCOME DESK

HEBBIAN CURVE



COME BACK TO TURKEY

